



UNLOCKING THE POWER OF SAP BUSINESS ONE DATA

Empower decision-makers
through enhanced visualization
and analytics



SAP® Business
One

SEIDOR

WHO NEEDS CLARITY BY SEIDOR

Clarity by SEIDOR offers extremely cost-effective, real-time, interactive reporting to help you optimise your business, now available in dark and light themes, or your custom theme.

- Do you spend hours each month manually updating reports?
- Would you like to view reports combining multiple SAP BI databases (for example, multiple business units or divisions) in local and or reporting currency?
- Do you struggle to unlock valuable insight from your existing information systems?
- Is it a hassle to share the right reports to the right audience on time?
- Do report users struggle to determine what to do next after viewing existing reports?
- Do your existing reports lack the “punch” and “pizzazz” that make your audience want to keep looking?

If you answer “Yes” to any of these questions, then you need Clarity by SEIDOR.

REPORTING OPTIONS FOR ALL BUDGETS



SME

- For companies with a single SAP Business One database
- 3-user license pack (extra licenses available including bulk discounts)
- Report pages relating to Sales, Customers, Products, Sales Reps, Suppliers, Purchases, Stock, P&L, Balance Sheet, Trial Balance, VAT, and more...



Professional

- For companies with up to five SAP Business One databases
- 5-user licence pack (extra licenses available including bulk discounts)
- Multiple currencies with global reporting currency
- SME report pages plus: Exco Dashboard, Finance Dashboard, Production and Bill of Materials, Cost Centres, Sales and Collections, Sales Daily Progress, Sales Shortfall Analysis, Customer and Supplier Receivables, Batch Expiry, Cash Flow Statement, and more...

REPORTING OPTIONS FOR ALL BUDGETS

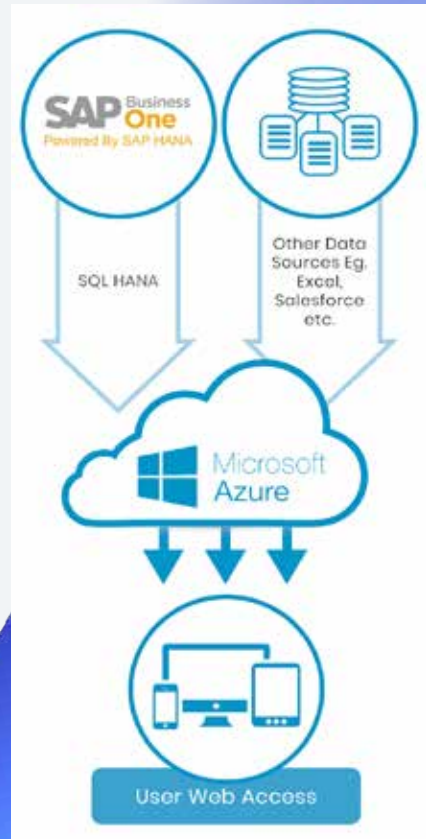
Enterprise



- For companies and groups with more than five SAP Business One databases
- 5-user licence pack (extra licenses available including bulk discounts)
- Multiple reporting currency options for Group Consolidations
- Professional report pages plus: Advanced Finance Reporting and Consolidations, enhanced Cash Flow reporting, and much more...

HOW DOES IT WORK?

- Clarity by SEIDOR, the out-of-the-box reporting suite, offers value to SQL and HANA implementations alike
- SAP Business One data, plus countless other data sources, are synced with Clarity by SEIDOR automatically
- Access Clarity by SEIDOR in the Clarity web portal, or your own portal, mobile devices, or embed into SAP Business One, Microsoft Teams, intranet sites, etc.



ADD-ONS



Email Subscriptions

Report pages can be emailed per a schedule (daily, weekly, monthly) to as many contacts as you like. This allows end-users to receive reports without logging into the Portal.



Branded Reports Portal

We provide a ready-made portal that you can brand with your own corporate identity (colours, logo, etc.) and with your own custom url (e.g. reports.mycompany.com). This is perfect if you would like external users to access your reports.



Self-Service BI

Allow end-users to use Power BI Desktop or Excel Pivot Tables to create their own interactive custom reports and data exports using the same underlying data and curated data model and formulations used in Clarity.

ADD-ONS



Dynamic Access Control

The ability to control which pages each user has access to (for example only certain users are allowed to see Finance pages), and to control what data can be viewed per user (for example some users see data for one branch whilst other users see data for a different branch).



Mobile

With mobile-friendly pages now specifically designed for mobile devices, access to Clarity by SEIDOR reporting and analytics is available directly from your mobile device.



Big Data

Big Data provides data ETL (Extract, Transform, Load) and compression efficiencies for companies with large volumes of data.

REPORT PAGE EXAMPLES


The following pages show examples of the various reports available in Clarity by SEIDOR, alternating between the dark and light themes



Dark theme

Light theme

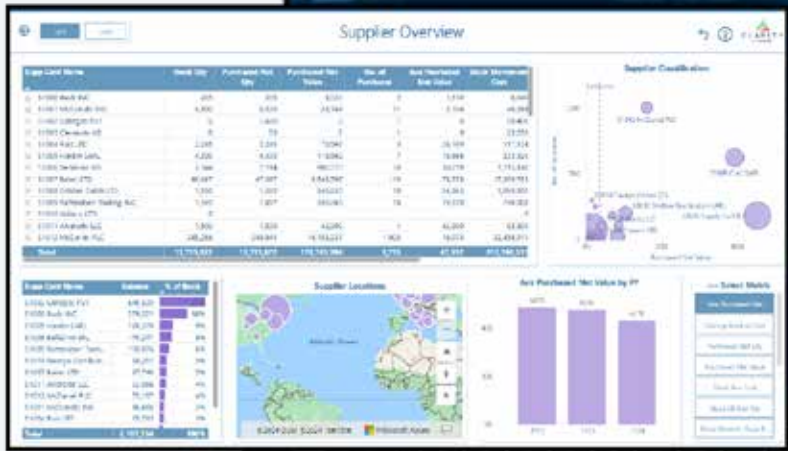
Sales Daily Progress



Sales Shortfall



Supplier Overview



Supplier Comparison



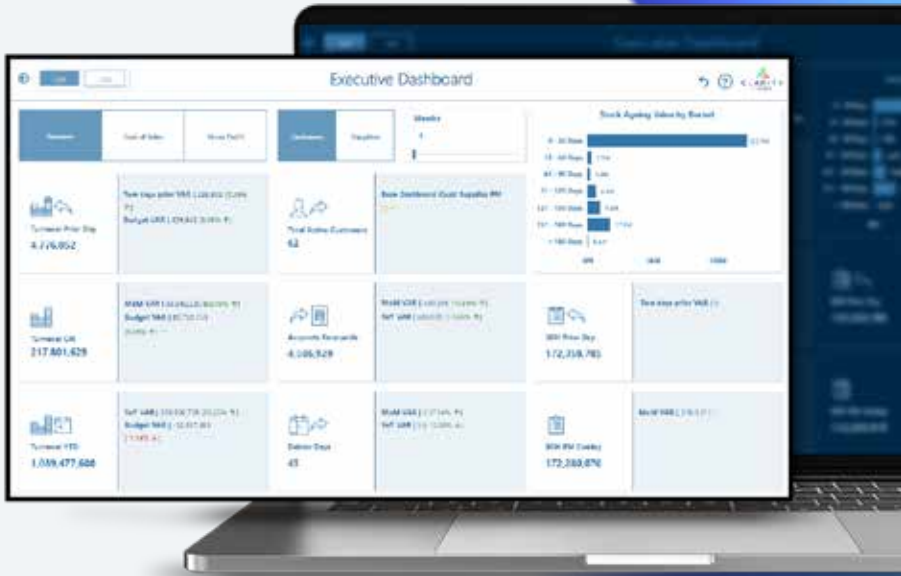
Production Overview



Production Analysis



Executive Dashboard



Finance Dashboard



Profit and Loss Year to Date

Profit and Loss Year to Date

Selected FY: 2016 (Actual) | Selected Period: 12/31/2016

Account Number	Actual FY 2016	Budget FY 2016	Variance FY 2016	Budget FY 16 Var %
00000000	21,173,872	17,911,100	3,262,772	18%
01 00000000	26,807,876	17,911,100	8,896,776	49%
02 00000000	6,988,164	6,808,819	179,345	3%
03 00000000	81,217,989	104,953,613	-23,735,624	-23%
04 00000000	81,217,989	104,953,613	-23,735,624	-23%
05 00000000	40,644,819	40,644,819	0	0%
06 00000000	88,918,419	98,888,819	-9,970,400	-10%
07 00000000	913,088,344	144,103,400	768,984,944	533%
08 00000000	37,153,469	37,153,469	0	0%
09 00000000	48,238,101	41,811,481	6,426,620	15%
10 00000000	10,000,000	10,000,000	0	0%
11 00000000	80,000,000	80,000,000	0	0%
12 00000000	80,000,000	80,000,000	0	0%

Profit and Loss by Cost Center

Profit and Loss by Cost Center

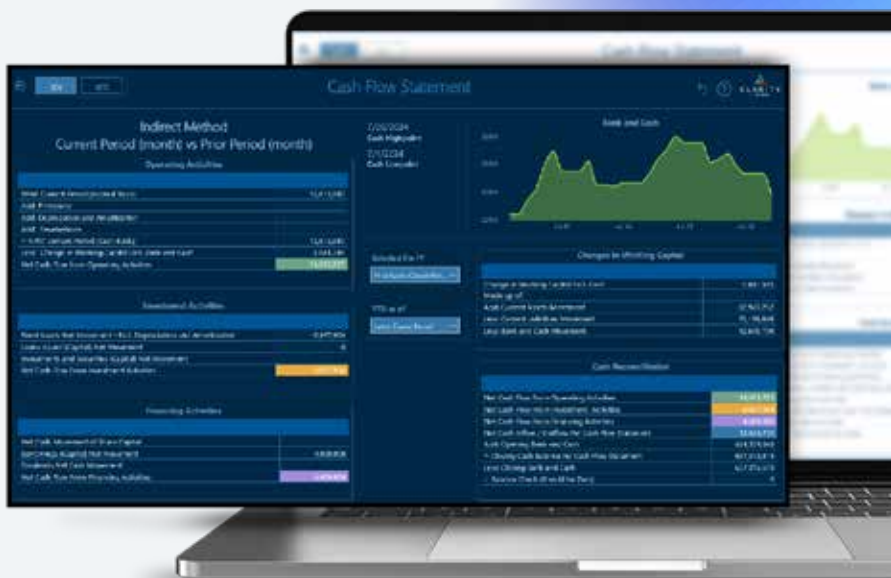
Selected FY: 2016 (Actual) | Selected Period: 12/31/2016

Account Number	Actual	Budget	Variance	Target Var %
00000000	21,173,872	17,911,100	3,262,772	18%
01 00000000	26,807,876	17,911,100	8,896,776	49%
02 00000000	6,988,164	6,808,819	179,345	3%
03 00000000	81,217,989	104,953,613	-23,735,624	-23%
04 00000000	81,217,989	104,953,613	-23,735,624	-23%
05 00000000	40,644,819	40,644,819	0	0%
06 00000000	88,918,419	98,888,819	-9,970,400	-10%
07 00000000	913,088,344	144,103,400	768,984,944	533%
08 00000000	37,153,469	37,153,469	0	0%
09 00000000	48,238,101	41,811,481	6,426,620	15%
10 00000000	10,000,000	10,000,000	0	0%
11 00000000	80,000,000	80,000,000	0	0%
12 00000000	80,000,000	80,000,000	0	0%

Balance Sheet Ratios



Cash Flow Statement



Cash Flow - Short and Long Term Analysis



VAT



CLARITY



by SEIDOR

Contact the Clarity team

info@seidorclarity.com

SEIDOR

SEIDOR.COM